

Car future editorial

By cap hpi

May 2026

Future new car market overview

Welcome to the latest version of our overview. Our aim is to bring you the best content and layout, making it easy to identify new and revised information. As always, any customer feedback would be appreciated: e-mail dylan.setterfield@cap-hpi.com

Please direct any forecast queries to the following mailbox:
e-mail: caphpiCarForecasts@solera.com

The content is structured as follows:

1. Forecast Changes
2. Market Conditions
3. Historic Forecast Accuracy
4. Forecast Methodology & Products
5. Sector Reforecast Schedule 2026/27

1. Forecast changes

New model ranges added to our forecasts:

Audi RS5, Cupra Raval, Ds No7, Fiat Qubo, Jaecoo 5, Lexus ES, Mercedes-Benz GLB, Mercedes-Benz S Class, Porsche Cayenne Coupe Electric and Toyota RAV4.

Model ranges to which new derivatives have been added:

Audi Q8, Bmw iX3, Citroen Berlingo, Ds No4, Geely Ex5, Hyundai Ioniq 9, Hyundai Tucson, Ineos Grenadier, Lamborghini Urus, Land Rover Defender, Land Rover Range Rover Sport, Mercedes-Benz GLC, Mercedes-Benz GLC Coupe, Peugeot 208, Porsche 911, Porsche Taycan, Skoda Elroq and Skoda Enyaq.

The overall average change in new car forecasts between April and May is approximately -1.7% at 36/60, which is slightly worse than the normal expectation of the seasonal change for full year forecasts at this time of year (average -1.1% for mix of current vehicle IDs) and is impacted by the results of the City Car and Supermini sector review and this month's Interproduct analysis (as outlined below).

Sector reforecasts

This month, we publish new reforecasts for the City Car and Supermini sectors.

There were changes to the phasing of the deflation assumption for City Car as follows: additional deflation of -1% in year 2 and -0.5% in year 3, offset by +0.25% in year 4 and +0.5% in year 5. Forecast impact is approximately -1% at 24 to 48 months and -0.5% at 60 months.

For Supermini there were the following changes: additional deflation of -1.5% in year 2 and -0.5% in year 3, offset by +0.5% in year 5. Forecast impact is approximately -1.5% at 24 to 48 months and -1% at 60 months. This is partly a reflection of the natural progression through time and used car volumes increasing as the various supply issues from 2020 to 2023 work their way through the vehicle parc in the next few years, but also reflects declining proportions of smaller cars being registered in the new car market and has a small but increasingly positive impact for used car forecasts for both sectors at older ages.

Average combined forecast movements at 36/60 are displayed in the table below.

Car future editorial

By cap hpi

SIZE & FUEL TYPE	UNDERLYING FORECAST CHANGE	SEASONAL ELEMENT	OBSERVED CHANGE APR TO MAY
City Car Electric (BEV)	-4.1%	-2.0%	-6.1%
City Car Hybrid (HEV)	-1.5%	-2.0%	-3.5%
City Car Petrol	-3.8%	-2.0%	-5.8%
Supermini Electric (BEV)	-4.5%	-1.5%	-6.0%
Supermini Hybrid (HEV)	-4.7%	-1.5%	-6.2%
Supermini Petrol	-4.2%	-1.5%	-5.7%
Overall Average	-4.2%	-1.6%	-5.8%

At this review, the forecast reductions have been driven by poor used value performance in these sectors since our last sector review in November and particularly in recent weeks. In many cases, we have assumed that some of the recent used value reductions are likely to be short-term in nature and have either applied positive adjustments to the forecasts or elected not to apply the used value reductions seen during the current month. The weakness was seen across the majority of models and fuel types in both sectors. As mentioned above, there was a change to our deflation assumptions for the future used market which contributed an expected forecast reduction of around -1% at most ages, but with the 12-month position unaffected. Clearly, when this is removed from the underlying forecast change, the overall average and each of the average sector/fuel changes to the underlying forecasts are significantly worse than typical model aging patterns. The only exception to this is City Car Hybrid (HEV), although this only comprises of a single model, Toyota Aygo X, which has only recently come to market and had been adjusted to reflect the change in market deflation assumption.

Forecast changes this month

The focus of our Interproduct reporting this month has again been those ranges where our forecasts have ended up above the latest used value position, due to significant reductions in used values over recent weeks.

In some cases, we have not applied adjustments to reflect the most recent used value reductions, as we expect some of them to be short term in nature and values to stabilise to some extent. For a small number of model ranges we expect used values in a year's time to be very close to, or slightly above, current used values (for a variety of reasons). There have been further significant disturbances to logical relationships and we are also closely monitoring retail data for signs of which elements are likely to be continued and which ones are likely to revert back to something more in line with normal expectations.

We are continuing to monitor the introduction of either the government's Electric Car Grant, or the application of the manufacturer's own 'grants', where the latest new car offers are expected to put pressure on nearly new used values. On many ranges, the used values have already fallen to such an extent that the latest reductions in new car prices are not expected to have any further impact on used values.

Car future editorial

By cap hpi

Interproduct Changes

ASTON MARTIN DB12 VOLANTE (23-)	CUPRA BORN (21-) ELECTRIC	PEUGEOT 308 (21-) Hybrid
AUDI A3 (20-) HYBRID	FIAT 500C (20-) Electric	PORSCHE 718 SPYDER (19-)
AUDI A6 E-TRON (24-) Electric	FIAT 600 (24-)	PORSCHE CAYENNE (17-)
BMW 2 SERIES GRAN COUPE (24-)	HYUNDAI IONIQ 5 (21-) Electric	PORSCHE CAYENNE COUPE (19-)
BMW 7 SERIES (22-) HYBRID	LAND ROVER RANGE ROVER VELAR (17-) DIESEL	PORSCHE CAYENNE COUPE (19-) Hybrid
BMW I5 (23-) Electric	MCLAREN 750S (23-)	SEAT LEON (20-) Hybrid
BMW X5M (19-)	MCLAREN GTS (24-)	TOYOTA PROACE CITY VERSO (24-) ELECTRIC
BMW X6M (19-)	MERCEDES-BENZ AMG C CLASS (23-) Hybrid	VAUXHALL MOKKA (20-) Electric
BYD ATTO 2 (25-) Electric	MERCEDES-BENZ EQE (22-) Electric	VOLKSWAGEN CADDY CALIFORNIA (22-) Diesel
CITROEN BERLINGO MULTISPACE (18-)	MERCEDES-BENZ S CLASS (21-) HYBRID	VOLKSWAGEN CALIFORNIA (24-)
CITROEN C4 (20-)	MG MOTOR UK CYBERSTER (24-) Electric	VOLKSWAGEN CALIFORNIA (24-) DIESEL
CITROEN C4 (20-) Electric	NISSAN ARIYA (21-) Electric	VOLKSWAGEN CALIFORNIA (24-) Hybrid
CITROEN C4X (22-) Electric	ORA 03 (23-) Electric	VOLKSWAGEN ID.5 (22-) Electric
CITROEN SPACE TOURER (16-) DIESEL	PEUGEOT 3008 (23-) Electric	

Mileage Changes

There were no changes to forecast mileage profiles at this review.

Other Forecast Changes

BMW I5 (23-) Electric

Premium for M60 reduced from £4,350 to £3,550 at 36/60 and premium for Touring reduced from £975 to £750, resulting in forecast reductions.

CHERY TIGGO4 (25-) Hybrid

Reforecast following additional information provided by the manufacturer and to correct minor product build error in April book.

LAND ROVER RANGE ROVER VELAR (17-) Diesel

Full review of model trim relationships, with varying forecast impact.

LOTUS ELETRE (22-) Electric

Full review of model trim relationships, with varying forecast impact.

LOTUS EMEYA (24-) Electric

Premium for R trim reduced from £8,975 to £7,300 at 36/60 and premium for Sport Carbon reduced from £3,250 to £2,850, resulting in forecast reductions.

MERCEDES-BENZ EQE (22-) Electric

Full review of model trim relationships, with varying forecast impact.

PORSCHE CAYENNE (18-) Hybrid

Premium for Platinum Edition over the master vehicle increased from £2,625 to £6,800 at 36/60 and premium for Turbo and Turbo S trims over S Black Edition decreased from £18,925 to £14,800 at 36/60, with varying forecast impact.

SKODA ELROQ (24-) Electric

Walk up correction. 107303 was incorrectly tagged with Lodge feature tag and has now been tagged with Suite feature tag, creating a forecast increase of +£350 at 36/60.

VOLKSWAGEN ID.4 (21-) Electric

Walk up correction: ID 110087 now tagged with [19 in Alloy], following the receipt of additional information from the manufacturer.

Car future editorial

By cap hpi

Seasonality changes

In line with our gold book methodology, all other model ranges outside of the other changes listed above, have had their forecasts moved forward from month to month by seasonal factors which are differentiated by sector and fuel type and are based on analysis of historical used value movements.

2. Market changes

Monthly movement back in line with normal seasonality, variation still a major feature overall, BEVs slightly worse than the overall market but much better in recent weeks on the back of strong retail demand.

During April, we expected the weakness in the market to continue as we moved through the typical turning point of the Easter break. Used volume was expected to continue to increase slightly, but demand always dips at this time of year and so movements in April were again expected to be slightly worse than typical seasonality. Our estimate for April was for an overall used value decrease of around -1.8%, worse than the overall seasonal average (-1.6%) and also worse than 2025 (-1.5%). Convertible and Coupe Cabriolets were expected to increase as the outlook for the weather improves (they were up +1.5% and 1.9% respectively) and average Sports and Supercar movements were again expected to be minimal (they moved by just 0% and +0.5% respectively). The final used value movement came in at -1.2% overall at 36/60, considerably better than our estimate of -1.8%, better than last year (May-25 was -1.5%) and with performance improving towards the end of the month. We had expected BEVs to continue to perform slightly worse than the overall market, but to be closer to the other fuel types than last month. Although the final month-on-month movement for electric cars of -1.5% was by the worst performing fuel type, almost all of this movement happened in the first week and it was actually the best performing fuel type over the following 3 weeks; the best-performing fuel types were Petrol and Hybrid which fell by -1.0%, PHEV Was close behind at -1.1% and Diesel reduced by -1.3%, with every fuel type performing better than the seasonal average.

Despite the more positive outlook overall for electric vehicles, variation was a significant feature again this month within the BEV average, with just under two thirds of the models moving downwards, with the remaining third split evenly between holding steady and increasing. For the ranges which reduced in value, the average change was -2.8%, better than the -3.6% last month, but with considerable variation again on a model level. Retail days in stock remains slightly favourable to most other fuel types overall but still varies significantly with age, with younger cars heavily impacted by new car offers. We are continuing to see evidence of a slowly increasing number of independent dealers coming back to the BEV market, finally recognising the profit opportunity these cars are now generating and it is possible that recent events in the Middle East and increasing fuel prices have caused this to accelerate. We still do not expect values to reduce as far as they did through the first half of both 2024 and 2025 as many models are still looking incredibly cheap, especially in comparison with ICE equivalents (where available). We will continue to monitor the market carefully.

During May, we expect the market to revert back to movements much more like typical seasonality. Used volume is expected to stay at similar levels, with demand expected to be robust overall and strong once again for Sports cars and Convertibles. Our estimate for May is for an overall used value decrease of around -1.5%, in line with the overall seasonal average (-1.5%) but slightly worse than 2025 (-1.3%). Convertible and Coupe Cabriolets are expected to increase again as the outlook for the weather remains stable and average Sports and Supercar movements are again expected to be minimal. Although there is no separate overall forecast for electric vehicles (as all individual models are assigned movements separately for short term forecast), the overall average movement at 36/60 for BEVs during May is expected to end up slightly worse than that seen for the overall market (but considerably better than the -2.8% in 2025), with the movement at younger ages likely to continue to be impacted by new car discounts, particularly on some models only recently on the market. A number of models have been announced as eligible for the government Electric Car Grant: 45 models at the time of writing with the majority of them at the lower level of -£1,500, but with 10 now eligible for the top tier of -£3,750 (three dependent on battery choice). There are unlikely to be many further announcements in the coming weeks, although scope remains for more manufacturers to introduce their own 'grants', separate to the government scheme.

Car future editorial

By cap hpi

Budget November 2025

There were an unusually high number of elements to the recent budget which potentially have an impact on new and used car supply and demand.

Economic situation - OBR growth forecasts significantly reduced for all years except 2025, which increases from 1.1% to 1.5%, but Q1-Q3 is 1.1% combined, Q3 only 0.1% partly due to JLR cyber-attack and more impact likely to be felt in Q4. The 2025 estimate may be slightly optimistic, but, more importantly, the outer years look over-optimistic compared to IMF and independent forecasts published by HM Treasury and different by an average of around 0.2% per year, equivalent to at least £10bn (if the other forecasters are right) and halving expected fiscal headroom. Little or no elements in the budget to boost growth or tackle broken taxation areas. OBR estimate CPI to be 2.5% by the end of 2026 and 2% in 2027, again much more optimistic than the independent forecasters (not below 2% target until the second half of 2029). Household disposable income is expected to be virtually flat (average +0.5% increase per year according to the OBR) and described by the IMF as "dismal", with the extended freeze of income tax thresholds a major contributing factor – likely to have a negative impact on used car demand.

Electric Car Grant extended - an additional £1.3bn of funding to extend the ECG out to 2030. No changes expected regarding access to the scheme (still ALL new car buyers and not restricted to retail), but potential for changes to eligibility criteria, as some OEMs have advised that existing sustainability requirements are likely to result in many models leaving the scheme in future without changes to the legislation. Large new car discounts expected to continue across the industry, sustaining pressure on nearly new used values.

Employee Car Ownership Schemes (ECOS) - the taxation changes originally proposed for April 2026 would have made almost all of these schemes unworkable and would have resulted in reductions in new car registrations estimated to be between 100k and 150k per year. Change has now been postponed to April 2030 with a 2-year transition period and may well be reversed over the intervening years as loss in new car VED and VAT could considerably outweigh taxation income from the schemes that remain after 2030. cap hpi new car forecasts have been revised and increase from 2026 onwards.

"e-VED" pence per mile charge for electrified vehicles - BEVs subject to a new charge of 3 pence per mile (ppm) in addition to existing road taxes from April 2028 in an attempt to tackle the looming 'black hole' from loss of duty and VAT on fuel as BEV penetration increases. The operational elements of the scheme will be subject to consultation, but the proposal is for drivers to submit annual estimates of expected mileage for the next 12 months with a reconciliation a year later if mileage has been under/over declared (based on mileage recorded at MOT). PHEVs subject to a reduced charge of 1.5ppm, despite already paying duty and VAT on fuel. Rates to increase with inflation and likely to be slightly higher than the proposed charges at implementation (fuel duty frozen since 2011). OBR estimate is that the measure will result in a reduction of 440,000 BEV registrations, offset by a 320,000 increase from other measures included in the budget, giving a net loss of 120k BEVs (and associated reduction in ICE registrations due to VETS (ZEV Mandate)) - this has been incorporated into cap hpi revision of new car forecast totals. Assessment of impact on used car prices still being considered. There are many grey areas which do not seem to have been considered and some of these may well be out of scope of the proposed consultation.

Expensive Car Supplement (ECS) - BEVs were included in the ECS for the first time from April 2025, with cars costing over £40k attracting additional taxation of £425 per year. The list price limit of £40k had not changed since the original inception in 2017 and represented the majority of BEVs on sale. The government had committed a year earlier to "reviewing" the situation "at a future fiscal event, when conditions allow". The limit has now been increased to £50k from April 2026. It is understood (but not explicitly confirmed) that cars registered from April 2025 will no longer need to pay the ECS from April 2026. Likely to support new and used car demand for BEVs.

Charging infrastructure - an additional £100 million allocated to charging infrastructure. Government to review the costs of public charging, but there is no commitment to harmonising the VAT between domestic (5%) and public charging (20%) and indeed no indication that this is being considered – review will report back by Q3 2026. Charging points/hubs and electric forecourts to be exempt from business rates for 10 years. Consultation on permitted development rights for cross-pavement EV charging solutions, to improve access to (and cost of) charging for homes without driveways. Likely to support new and used car demand for BEVs.

Motability - five "luxury" brands (Alfa Romeo, Audi, BMW, Lexus and Mercedes) removed from quotation list. These makes comprise only 6% of MFL registrations YTD compared to 17% combined share in the overall UK market. The

Car future editorial

By cap hpi

vast majority of cars registered through these brands are smaller cars, for example 99% of Mercedes registrations are CLA/EQA/GLA/GLB. Advance payments (additional amounts paid on top of £77/week Mobility Allowance to upgrade vehicle) now subject to VAT. Although Wheelchair Access Vehicles are excluded, other adaptations would appear to be subject to tax. Insurance Premium Tax (IPT) to be charged for the first time on all-inclusive insurance cover provided. International breakdown cover no longer included. Annual mileage will be reduced from the current 20,000 miles per year, but the new limit has not been decided. All changes come into effect from July 2026. Several disability charities warned before the budget that adding VAT and IPT would increase the cost of even the cheapest cars, potentially making the scheme unaffordable for people on low or fixed incomes. Government savings only come from the additional VAT on advance payments and IPT. Impact on new car registrations will depend on the mileage restrictions and how many lower income drivers opt out of the scheme, but will be less than would have been the case if there had been any change to the eligibility rules for Mobility Allowance.

Fuel duty freeze – 5p temporary reduction ends September 2026, increasing the price of fuel and increasing future inflation, but will be phased in over six months. Likely to also create a short-term boost to BEV new and used car demand when implemented, but could be delayed depending on the ongoing conflict in Iran and oil price volatility. “Temporary easement” of BIK rules for PHEV – now assume 1g/km CO2 and rate will be based on all-electric range following changes to emissions standards. Lower BIK rates likely to support PHEV registrations. No impact on used car demand, but could increase future supply.

Government Electric Car Grant

During July, the Department for Transport announced a new measure intended to boost the uptake of new battery electric cars, with grants of up to £3,750 available for vehicles with list prices under £37,000. However, the proposal is far from simple. There are two levels of grant at £1,500 and £3,750. To qualify for the higher level, there are a number of additional criteria which need to be met, including verified “Science Based Targets” (SBTs) and a factor relating to carbon emissions of the countries of vehicle assembly and battery cell production, based on some analysis from 2021 (effectively excluding all Chinese manufacturers). These elements contribute to an “environmental score” and some models may still qualify for the lower level of grant if they meet a lower level of environmental score. There are also eligibility criteria around warranty, safety, battery degradation and range, but none of these are expected to cause any issues. The interim review of the UK scheme, originally scheduled for 2027, appears to have been brought forward to 2026.

Confusingly, if a single vehicle ID with list price under £37,000 is eligible for the £3,750 grant, all other vehicles in the same “interpolation family” (effectively with the same battery) will be eligible for the grant, up to a maximum list price of £42,000. The delay in publishing the details of which vehicles would be able to claim the grant resulted in some customer orders being cancelled, although DfT has warned that it would be fraud to cancel an existing order with the intention of ordering a vehicle under the grant scheme and have said that they will be checking transactions over the coming months.

Some manufacturers who know that their vehicles will not be able to access the new grant have taken matters into their own hands. Numerous manufacturers have now announced their own ‘grants’ on certain vehicles, available immediately. We have been monitoring developments in this area carefully and will also continue to analyse each model which is accepted onto the grant scheme to determine whether we think there will be any impact on used values and whether forecast reductions are required.

The grant applies to fleets as well as retail customers and there has certainly been a boost to consumer interest in new (and used) BEVs following the various eligibility announcements and parallel ‘grants’. Our original expectation was that the majority of manufacturers will simply reduce existing discounts or deposit contributions and that in most cases the new car transaction prices would be unlikely to change significantly, limiting the scope for increasing BEV penetration in the new car market. However, although this has been the case for many models, there have been several cases where the additional discount has been passed directly on to customers in full. Used values for many BEV models have fallen so far that even the application of an additional discount of -£3,750 from the new car price is unlikely to have any impact on used car prices, but each model will continue to be assessed individually.

Car future editorial

By cap hpi

The ban on sales of new ICE cars and LCVs from 2030

The government announced the results in May 2025 of the “fast track” consultation on the Vehicle Emissions Trading Scheme (VETS or often known as the ZEV Mandate). There was confirmation that the deadline for the sales of petrol and diesel cars has shifted back from 2035 to 2030 - this is expected to have minimal impact on used values, especially since the existing ZEV % targets by year are unchanged (as expected). We didn't see any real short-term boost in consumer interest as the formal announcement had been so long coming, in contrast with the short blip in demand experienced when the deadline was originally pushed out to 2035 (without changing the mandate targets). It has also been confirmed that self-charging hybrids and plug-in hybrids will still be allowed to be sold as new cars until 2035.

The main changes were related to the various ‘flexibilities’ available to manufacturers to minimise fines and the reduction in the fine per car from £15,000 to £12,000. In the medium term, the most significant change is probably the extension of CO2 credits out to 2029 (which were previously due to end in 2026); many manufacturer groups relied on this in 2024 as the main strategy to avoid paying fines and there was concern that the current rate of new BEV growth would result in serious problems for many groups in 2027 if CO2 credits were no longer allowed to be factored in. Reducing “caps” on the amount of credit that can be claimed by this method have been implemented, but should be sufficient for most to continue to use CO2 credits as their main fine-avoidance strategy. Importantly, there is also clarification that the existing CO2 test values for plug-in hybrids will continue to be used, rather than the (higher) Euro 6e-bis test results being implemented in the EU. Those who are ‘borrowing’ from the future, assuming over-performance in later years will compensate for current shortfalls, will also now be able to do this out to 2029.

The other major change which will impact some groups is the additional flexibility to balance the targets between cars and LCVs. One car credit will be equivalent to 0.4 van credits, and one van credit can be exchanged for two car credits. The announcement of the exemption of “small” and “micro-volume” manufacturers from the legislation is of minimal impact, since they were already eligible to apply for “derogation” and were effectively exempt anyway.

Although many of the elements of support were missing that had been called for by those in the industry who participated in the consultation, there is still potential for further changes and manufacturers continue to lobby government on various different elements which could potentially be added to the scheme.

In our view, the changes to VETS are unlikely to accelerate the sales of new BEVs to enable the market to reach the ambitious targets set out by the previous government, but they will go a long way to ensuring that manufacturer groups are not paying punitive fines in the medium term. It should also be noted that the EU have moved from a total ban on petrol and diesel cars by 2035 to a more complex approach, aiming for a 90% reduction in transport emissions, following intensive lobbying from manufacturers (subject to ratification by the European Commission). They will still allow up to 10% of registrations from non-zero emissions cars after 2035 and this will inevitably lead to calls from some quarters for the UK government to consider changes to VETS.

The focus on maximising BEV sales last year resulted in excessively large new car price discounts in some cases – those models where large discounts and differential interest rates have combined to make new cars cheaper than used have (not surprisingly) resulted in significant reductions in used values. We expect this to continue.

In 2025, the target for zero emission registrations increased from 22% to 28%, representing a nominal increase of +27% in BEV registrations in a flat new car market and proved to be a bigger challenge than 2024. By the end of 2025, BEV registrations were -4.6% below the target (compared to -2.4% behind for the full year 2024), so the gap is widening and this year the target increases to 33%. We expect significant new car discounts to persist and will continue to monitor the situation closely. There is still the prospect of the government aligning VAT between public and domestic charging at some stage.

The biggest issue that we still expect from the ZEV Mandate is when the targets ramp up from 38% in 2027 to 52% in 2028. In a flat market this would imply an increase in the number of BEVs registered of +37% (in comparison to 2024 being a +15% increase on 2023). It is hard to see how this level of penetration can be possible without either further significant government incentives, or the discontinuation of a significant proportion of ICE models in the UK, especially at the point of the adoption curve when serious inroads will need to be made with those who are unable to charge at home.

Car future editorial

By cap hpi

Battery electric vehicles

The used market for BEVs is likely to remain extremely complex for the foreseeable future. The high prices which were fuelled by extremely strong demand in the middle section of 2022 are a distant memory; increased used volume and a multitude of issues impacting demand combined to bring the 'perfect storm', resulting in the eye-watering decreases in used values which started two and a half years ago, with cumulative used value reductions on average for BEVs of over -60% between September 2022 and September 2024. BEVs are currently down -13.7% Year Over Year at 36/60; dipping slightly last month after being relatively flat for the past year but now expected to improve through the next few months as used value movements are likely to be favourable to those seen last year.

It was not a surprise that values came down in 2022/23. If anything, the most surprising element was just how long values had remained strong during 2022, but the speed of reduction when it came was brutal. Many models continued to stabilise or increase slightly in value towards the end of 2023 as the used market for BEVs outperformed other fuel types, but this year we have seen renewed falls, although performance over the last two months gives further credence to our previous view that we may be moving into another period of relative stability. Variation by model is expected to continue to be a feature of the market and some models which appeared to have settled are now seeing renewed pressure, whilst others are unchanged and some have seen a relatively dramatic recovery. Battery electric vehicles are selling at a similar speed to other fuel types on dealer forecourts at three to five years old – dealer demand remains less strong than consumer demand, with some still steering clear of BEVs due to catching a cold when values dropped and the vast majority of independents still not stocking BEVs at all. There is clearly capacity for the used market to cope with plenty more BEVs and more franchised dealers and car supermarkets are continuing to return to the market. There is more pressure on prices at younger ages and days to sell is less favourable due to the competition provided by ongoing new car discounts.

Volume of BEVs will continue to increase through 2026, but many models already appear extremely attractively priced following the previous reductions. Buyer demand in the used marketplace is back to previous levels and although volatile, is continuing to increase overall. Although a small number of trade buyers remain selective, demand is considerably higher than it was several months ago and is expected to remain robust, especially for models at the lower end of the price spectrum (which now include some premium models and some larger vehicles). On average, trade prices for the majority of battery electric models remain below conventionally fuelled versions of the same model (where both fuel types are available). This is the case again at all ages and by an average of -£3,958 at 36/30 (equivalent to -17.9%) and by more than -20% at 60/50 and this has filtered through into retail prices; analysis last year showed retail advert prices for BEVs to be -9.5% cheaper at 3 years old and -15% cheaper at 4 years old. At the younger age spectrum, current electric models being offered with significant new car price discounts (or very cheap leasing/PCP offers) are continuing to make the nearly new used market for these models highly unattractive, especially where differential interest rates are acting to make the monthly payment for used greater than new. There are several models where previously registered cars with delivery mileage are also putting pressure on used values for cars from 18 to 24 months old. In the near future, we expect further models to have list prices realigned and discounts reduced accordingly – we have already seen this in numerous cases in recent months, even before the additional complication of the Electric Car Grant.

Some models still appear to have further to fall, as indicated by our continuing negative editorial adjustments in our forecasts. However, in some cases we have now applied small positive adjustments in the expectation of a modest recovery in values and a partial realignment against ICE equivalents, or we have not applied the full used value reductions seen to date in our Interproduct reforecasts. Supply and demand for BEVs will continue to wax and wane over the longer term, but consumers retain the desire to reduce emissions and even in the minority of cases where there is a higher capital outlay, the cost of ownership situation will remain favourable under any sensible charging regime. There is still the prospect of new clean air zones (such as the ones implemented during 2024 in Scotland) and updates and extensions to the existing schemes (for example in Oxford), further fuelling demand for lower emission vehicles. There are further signs that retail prices are now reflecting some of the long-term reductions in trade prices as aged stock is disposed of and these cheaper prices are also likely to further stimulate consumer demand.

Remainder of the market

In a rare show of unity, the Monetary Policy Committee voted unanimously to keep base rates at 3.75% in March, with concerns about energy prices and business costs and their potential impacts of inflation the major concern. Inflation

Car future editorial

By cap hpi

increased this month from 3% to 3.3%, with further increases expected in the near term due to ongoing high fuel prices. This is combined with weak GDP growth and base rates could potentially remain unchanged for several months. Even when rates start to come down, the trajectory for rate reductions is still expected to be slow. Those dealers who are offering deposit contributions, combined with relatively low APR rates, are seeing the benefit and we expect this trend to continue. Stubbornly high interest rates have had an impact on dealer profitability due to high holding costs and many are expected to continue to run at stock levels considerably lower than they would have been historically, with vehicle values also remaining higher. With base rates expected to very slowly reduce over the medium term, the situation is expected to improve, but this improvement will be very gradual.

We expect the re-pricing of aged stock to continue and growth in demand to continue to be limited by the prolonged cost-of-living squeeze. Increasingly, we expect dealers to be disposing of overage cars, either through auction or within the trade, as they cut their losses and focus on current market opportunities.

There are ongoing constraints across the supply chain and global supply chains remain fragile. The recent conflict in Iran has highlighted some reliance on the Middle East for both Naptha (essential in the manufacture of many plastics) and aluminium, especially in Japan and there may be other critical dependencies which come to light in the coming weeks. Semi-conductor supply remains constrained, but availability for all manufacturers has improved significantly and is expected to continue to result in improved new car registration performance. The most recent issues following the Dutch government's attempt to assume control of Nexperia seem to be persisting, despite attempts to resolve the situation and production was briefly suspended at some Honda factories in Japan during December. The Dutch government recently provided a \$60 million loan through a state-owned finance institution to "boost output, modernise production lines and improve efficiency" and most recently there were discussions between the Dutch and Chinese Foreign Ministers which were described as "positive". Further short-term disruption would appear likely, but a resolution may be in sight later this year. There are longer term concerns regarding security of water and power supplies in Taiwan, plus the potential for invasion or blockade by China, resulting in an outlook where chips in general remain in relatively short supply until additional manufacturing capacity comes on stream within the next year or so. Further supply disruption of some form seems inevitable and the timing of that disruption and location of the countries impacted is likely to be impossible to predict, but the level of disruption is expected to be much less than seen over the past four to five years.

CPI has remained above the 2% target, increasing to 3.3% in March (from 3% in February) and including the initial impact of the conflict in Iran and set to rise above December's rate of +3.4% next month. Food prices are still increasing slightly above inflation, with the rate of increase increasing to 3.7% in March (from 3.4% in February), likely to rise above the +4.5% in December if high fuel prices persist. Despite the expected inflationary impact from the conflict in Iran, CPI is still expected to remain relatively close to target, although the Bank of England remain concerned about future increases, especially from the services sector and energy prices. Container prices and shipping costs remain well below their previous highs and the piracy risks in the Red Sea seem to have reduced significantly in recent months, with fewer vessels being diverted around the Cape of Good Hope and more traffic eventually able to use the Suez Canal, which may lead to further reductions in global shipping costs, although there is now the additional complication regarding safe passage through the Straits of Hormuz. The global inflation outlook remains complex. Previous increases in base rates from central banks, including the Bank of England, are widely thought to be unlikely to have had any significant impact on inflation and appear to have had more potential to limit growth.

In summary, our view is that:

- Some battery electric models have stabilised following very large decreases in used values in the past, whereas some ranges remain very weak and appear to still have some way to fall, with no common denominator or central theme governing how individual ranges are performing. The vast majority of models where a comparison can be made are still looking excellent value compared to ICE equivalents or competitors and although there is potential for some to increase further from their current used value position, we have generally assumed that we will see further deflation in future and have applied negative editorial or future trends adjustments in many cases. In effect, where there is a significant price penalty and the BEV is considerably cheaper than the ICE equivalent, we are assuming that this relationship will persist in future. There are small positive adjustments for the handful of models which have seen the heaviest falls and, in these cases, values are expected to increase slightly over the next 12 months. Sizeable new car discounts will continue to put pressure on individual models where used values have not already been significantly impacted.

Car future editorial

By cap hpi

- The used car market in May is expected to be fairly normal for the time of year, with movements in line with typical seasonal patterns and overall price change expected to be a reduction of around -1.5% overall at 36/60. Condition continues to be key, with parts availability and refurb capacity continuing to constrain purchases, while costs inevitably increase and the cleanest vehicles are generally expected to continue to perform well. Retail demand is expected to remain relatively robust going forward. Used car volumes are predicted to remain at a similar level relative to the last few months, but staying low compared to historic levels. Battery electric models are all still frequently re-assessed on an individual basis for short term forecast, but are generally expected to perform slightly worse than the overall market.
- We remain in an environment of sluggish growth; the first quarter of 2025 was at +0.7%, the second quarter reduced to +0.3% and the remainder of the year was then impacted by various events including the JLR cyber-attack, with the initial estimate for the fourth quarter falling to just +0.1% and the full year estimate for 2025 is +1.3% (compared to the latest Bank of England forecast of +1.4% and the OBR forecast of +1.5%). The IMF revised their UK forecast for the full year down from an initial +1.6% to a more realistic +1.1% and now estimate 2026 to deliver +0.8%, downgraded due to the expected impact of the conflict in Iran and higher fuel prices. The average of the independent forecasts published by HM Treasury was around +1%, but may well reduce at the next publication of medium-term forecasts in May. Used car prices are not generally correlated with GDP growth, partly because there is a substantial element of core “needs purchases” and also because reductions in consumer confidence and disposable income result in changes of used car buying, rather than preventing it; buyers may turn to older/smaller/higher mileage cars or turn to the used market instead of buying new.
- There are still a significant and increasing number of cases where logical relationships have been broken. The majority of these are expected to resolve themselves in time. It is extremely hard to predict how retail demand will progress through the end of this year, especially given the complex economic situation, but in general some level of continued stability is expected as CPI inflation continues to be relatively close to target, with the potential for improvements once interest rates finally stabilise.
- As we move through 2026, we will see a very gradual increase in used car supply as the deficit caused by 3 million fewer cars registered since the start of the pandemic continues to age. We expect this to result in a situation which can be considered a “new normal” in 2026 and then we will start to see further increases in three-year-old used car volume by 2027 and then flattening off in 2028.

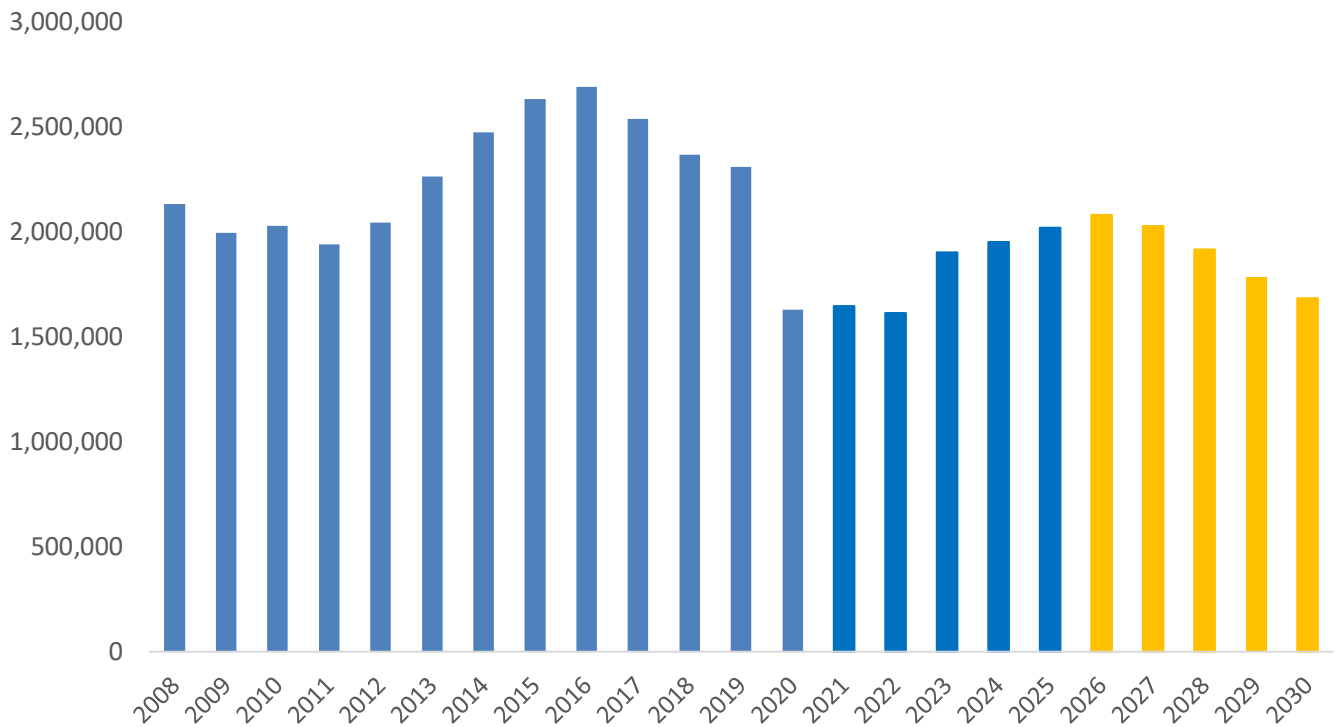
Supply side factors

Our initial estimate for 2025 was 1.988 million cars, but by the middle of the year we were expecting it to come in just over 2 million. December 2025 showed similar levels of variation in manufacturer activity to 2024 and there is potential for the annual total for 2025 (2.021 million) to be slightly higher than the true underlying new car market. Our latest new car registration forecasts for future years are displayed below, updated following the various impacts from the recent budget, but although these have increased (largely due to the delay in the taxation changes for ECOS), we still do not envisage the market returning to the peaks seen between 2014 and 2018 and still expect to remain well below pre-pandemic levels. We have been expecting to see a reduction in registration levels from 2027 as an increasing number of ICE models are discontinued as an unintended consequence of the ZEV Mandate (Vehicle Emissions Trading Scheme). Registrations are already tracking below the mandated levels for BEVs and the gap is widening; it is believed that the only way many OEMs will be able to avoid fines under the scheme is for them to register fewer ICE vehicles to maximise the proportion of BEVs - the mandated levels increase sharply from 2028 onwards.

Our latest estimate for 2026 is 2.082 million cars and results for the first quarter imply that there is no need for us to revisit this position at this stage.

Car future editorial

By cap hpi

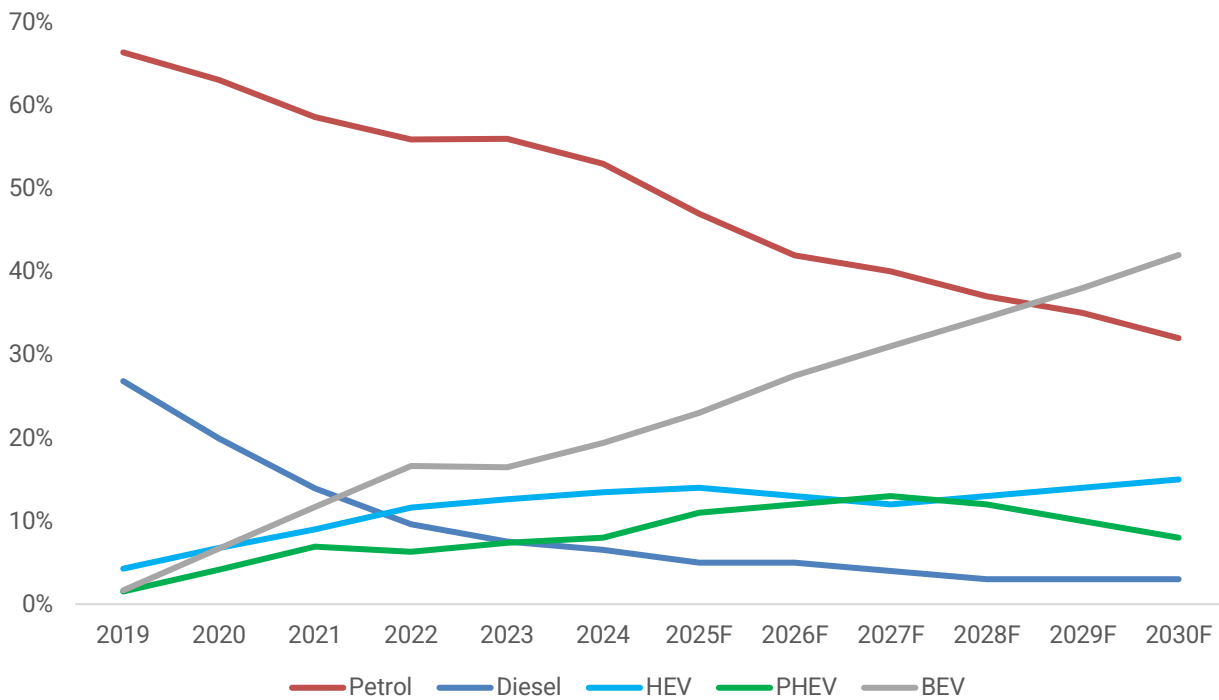


The chart below shows our latest forecast market share split by fuel type. Petrol and diesel volumes include mild hybrids. The decline in diesel will continue but is likely to slow down since it will remain the right choice for a hardcore minority of drivers and use cases. The timing of the eventual disappearance of diesel from the new car market will depend on when manufacturers cease to make individual models available to the UK market.

Our latest estimate of future share split progression is detailed below. BEV share in 2023 remained flat, but this was significantly impacted by manufacturers holding off on a proportion of BEV registrations until 2024 (due to the implementation of the Zero Emission Vehicle Mandate) and also by Tesla registrations being around -66% down on the previous December (and -56% down in the final quarter). In 2024, we saw overall BEV share climb from 16.5% to 19.6% (compared our forecast of 19%), with the record share in December of 31% being a function of the various year end activities and not a genuine indicator of renewed strength. We are showing 2028 BEV share at 43% (well below ZEV Mandate levels of 52%) and our view is that the targeted share could only be achieved through the early discontinuation of a significant proportion of ICE models in the UK and lower overall levels of new car registrations, although manufacturers will now be planning lower levels of actual registrations now that the changes to the VETS legislation mean that they will be able to mitigate any potential fines by CO2 credits and borrowing against the future until 2029. BEV sales at the end of 2025 were in line with our expectation for the 2025 total, but the full year number came in lower than we originally expected and the proportions for later years have been updated.

Car future editorial

By cap hpi



Growth will continue to be led by battery electric vehicles (BEVs) which became the dominant AFV type towards the end of 2022 as we expected and is forecast to be the largest fuel type in the market during 2028 (a year later than previously envisaged). Post-Covid driving patterns (shorter and fewer journeys due to the increase of home working and online meetings) are likely to add to demand. The government’s proposal to ban new ICE cars from 2030 will also be part of this increase, provided enough vehicle supply is made available and investment in charging infrastructure keeps pace with demand.

Demand side factors

Latest medium-term independent forecasts for the UK economy were published in February and the new forecasts indicated a reduction in the estimate for growth this year down from 1.2% in November to 1.1% and a marginal decrease for 2028 from 1.4% to 1.3%. 2027 to 2029 remain unchanged at 1.4% and expected growth for 2030 published for the first time, improving slightly to 1.5%. Last year’s budget and accompanying financial statement from the OBR contained no real measures to support economic growth and although OBR growth forecasts are reduced from previous levels, they remain more favourable than the independent forecasts and the IMF. The Bank of England GDP forecasts remain more optimistic than the OBR, especially for 2028, but may well be reduced in the coming months, especially given recent events in the Middle East and ongoing concerns about higher fuel costs feeding into the wider economy.

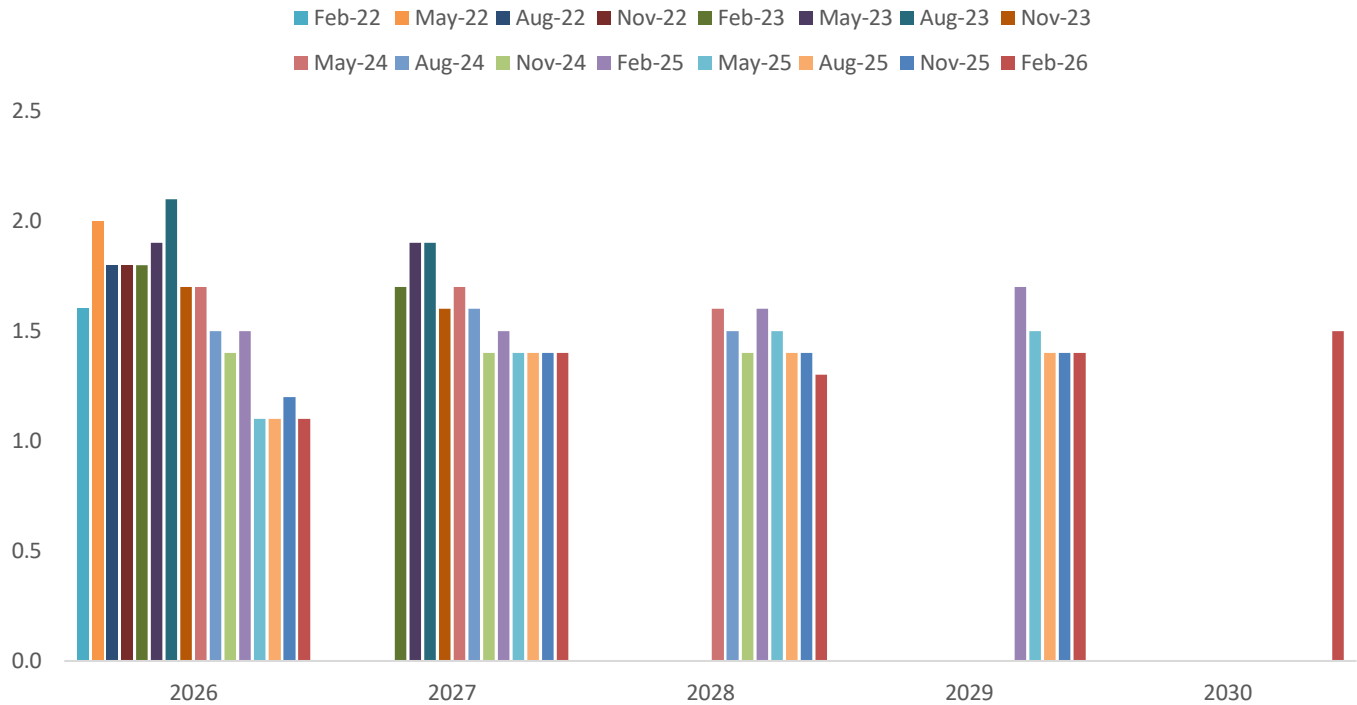
Base rates had been expected to continue to reduce this year, but only slowly. However, the current economic outlook may limit scope for further reductions in the near term. The current average independent forecast for the next 12 months has reduced slightly and as it stands implies interest rates averaging 3.3% through 2026, potentially implying a further 3 quarter point rate cuts in the year to end at 3%, but with some forecasters expecting 3.5% to represent the level at which rates will stabilise. It is likely that this will change when the next batch of forecasts are published in May. Consumer confidence remains negative, although some recovery may be seen as we move through 2026. The summer months had seen some modest improvements to the GfK Consumer Confidence Index and after it worsened in September to -19 there were overall improvements to -16 in January, but against expectations it worsened again in February back to -19. The general consumer outlook remains fragile, particularly bearing in mind the potential impacts from the conflict in Iran and the ongoing uncertainty and this was reflected in the April results: a drop to -24, the lowest it has been since October 2023 and the largest single month decline in the last 12 months.

Car future editorial

By cap hpi

The following chart shows the latest GDP forecasts to 2030, alongside previous forecasts.

Independent GDP Forecasts



The latest independent unemployment forecasts still show unemployment rates fairly flat throughout the period and slightly worse than previous forecasts, now expected to be 4.9% by the end of 2029 (previously 4.7%).

CPI inflation remains above target, but well below the previous peak of 11.1%. Electricity wholesale prices remain relatively volatile (although much lower than in recent years) and timing of OFGEM announcements is likely to continue to be a significant factor in whether prices go up or down. The previous OFGEM price cap announcement saw an increase of +2% in electricity prices for businesses and consumers, but this was not related to wholesale costs and was instead blamed on increased infrastructure costs and the administration burden of implementing the changes to the Winter Fuel Allowance. The most recent price cap announcement resulted in a modest decrease in prices as expected, but there will be a lot of scrutiny ahead of the next announcement for price levels from July. Although there have been increases on wholesale costs as a result of the conflict in Iran, these are of a much lower magnitude than those seen when Russia invaded Ukraine and, at the time of writing, remain below 10p/kWh (the previous peak was 59p/kWh in August 2022). The BoE continue to be wary of "second order effects", in particular within the services sector. The previous increases in CPI were driven by a combination of increased fuel and energy costs, everyday household goods, food and clothing, and ongoing labour market imbalances. The BoE have been at pains to point out that base rates will continue to come down much slower than they went up (once conditions allow). Concerns remain that rates were previously raised too far and too fast, damaging UK growth, but the central bank is still in no mood to lower rates rapidly in the immediate future, despite sluggish GDP growth, especially now that there is the additional complication of potential increases in fuel and energy prices.

The Bank of England survey had previously shown a continued trend for precautionary saving, but until recently were factoring in lower levels of household saving than had previously been assumed, with amounts built up during the pandemic assumed to have been spent to fend off the cost-of-living situation. However, the most recent survey includes some indicators that some households have resumed saving again for "precautionary reasons".

Car future editorial

By cap hpi

3. Historic forecast accuracy

Since the introduction of gold book at the end of 2013, we have been able to track the accuracy of historic forecasts against current (black book) values. This tracking is longest for 12-month forecasts (tracked since January 2015) and shortest for 60-month forecasts (tracked since January 2019).

Overall, we are satisfied that accuracy results have generally been within the +/- 5% target agreed with customers, but recognise that results were affected by the unexpected strength of petrol values, which started in 2017 as a result of anti-diesel press, but which fell away since late 2018 as we had predicted. Diesel forecast accuracy has historically been within target, while petrol forecast accuracy fell outside of target during this period of strong values. There was a brief deterioration in accuracy in 2020 when business resumed after the first lockdown and values benefitted from the release of pent-up demand, but we were back on target as the market readjusted. In 2021, our historic forecast accuracy was severely impacted by the strength of the used market after dealerships re-opened in April as COVID restrictions started to be lifted. The record-breaking strength in used values on resumption of business (at a time when we would normally expect to see depreciation in each month) resulted in a significant shift in accuracy. For longer forecast durations, this will have an impact for a long time to come.

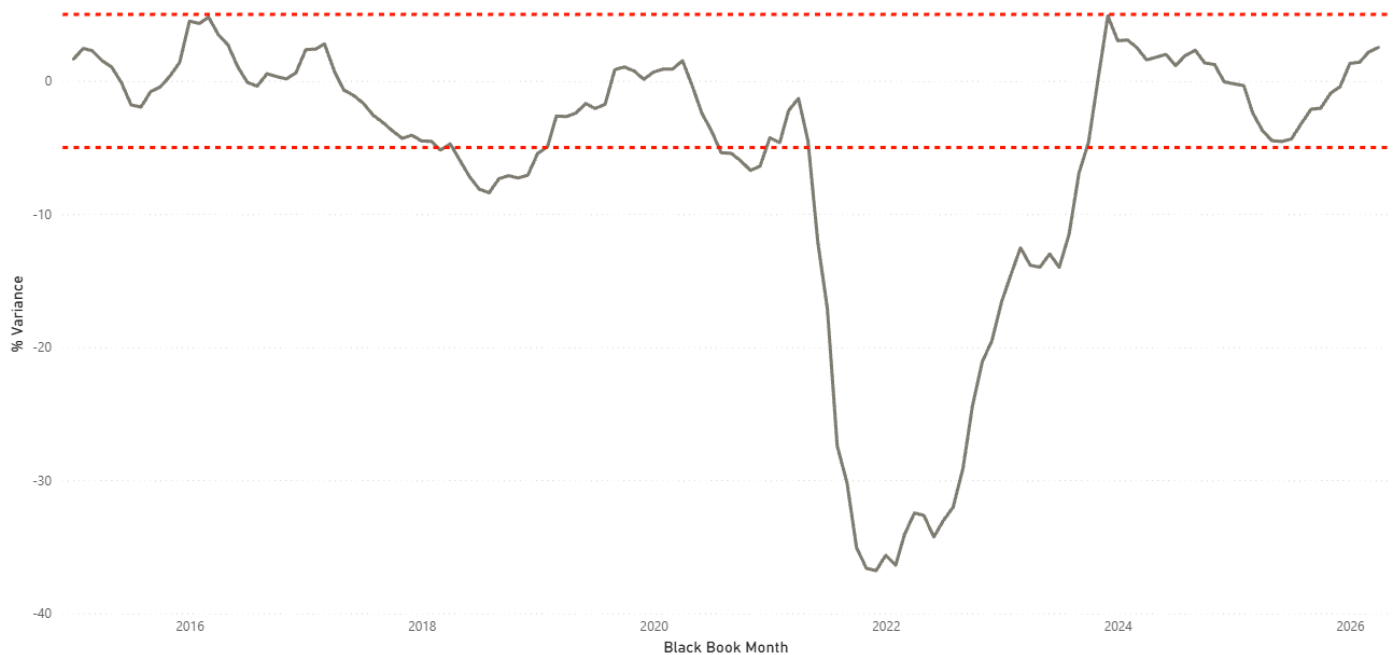
Therefore, the tracking charts below all show the same general patterns, with the difference to target being less for 12-month forecasts (reforecast most recently); and being more for longer term forecasts (reforecast less recently).

Details are shown below for 12 and 36 months, but all details are available on request.

12-month results

Since measurement began our 12-month forecasts have averaged -6.0% less than used values across all vehicle ids, and the most recent results show April 2025 12/20 forecasts being 2.5% higher than April 2026 12/20 used values, with all of the major sectors on target. The considerable reduction in accuracy in 2022 was as a result of record-breaking used value increases of over +30% within six months in 2021. Forecasts have now been on target on average for more than 2 and a half years.

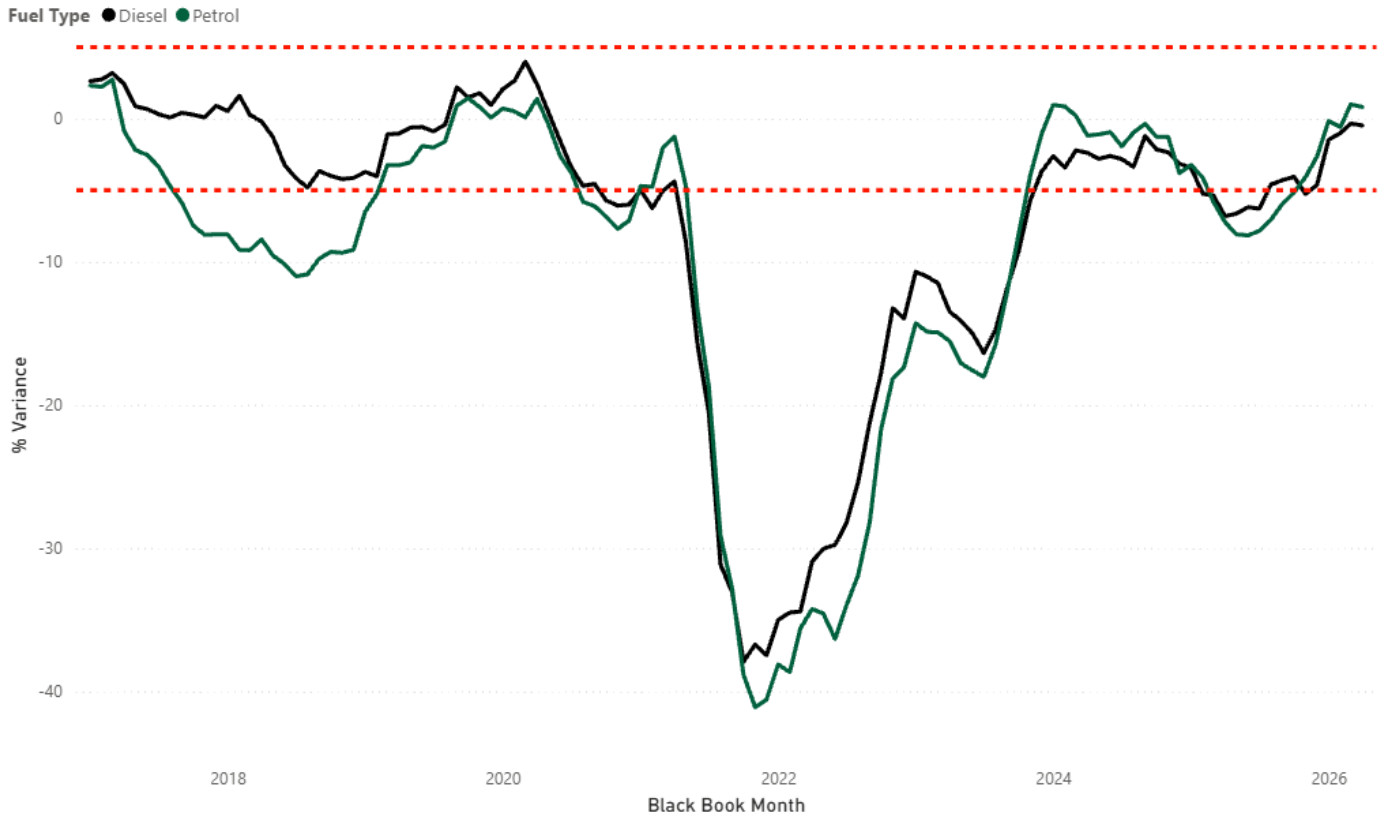
Overall results



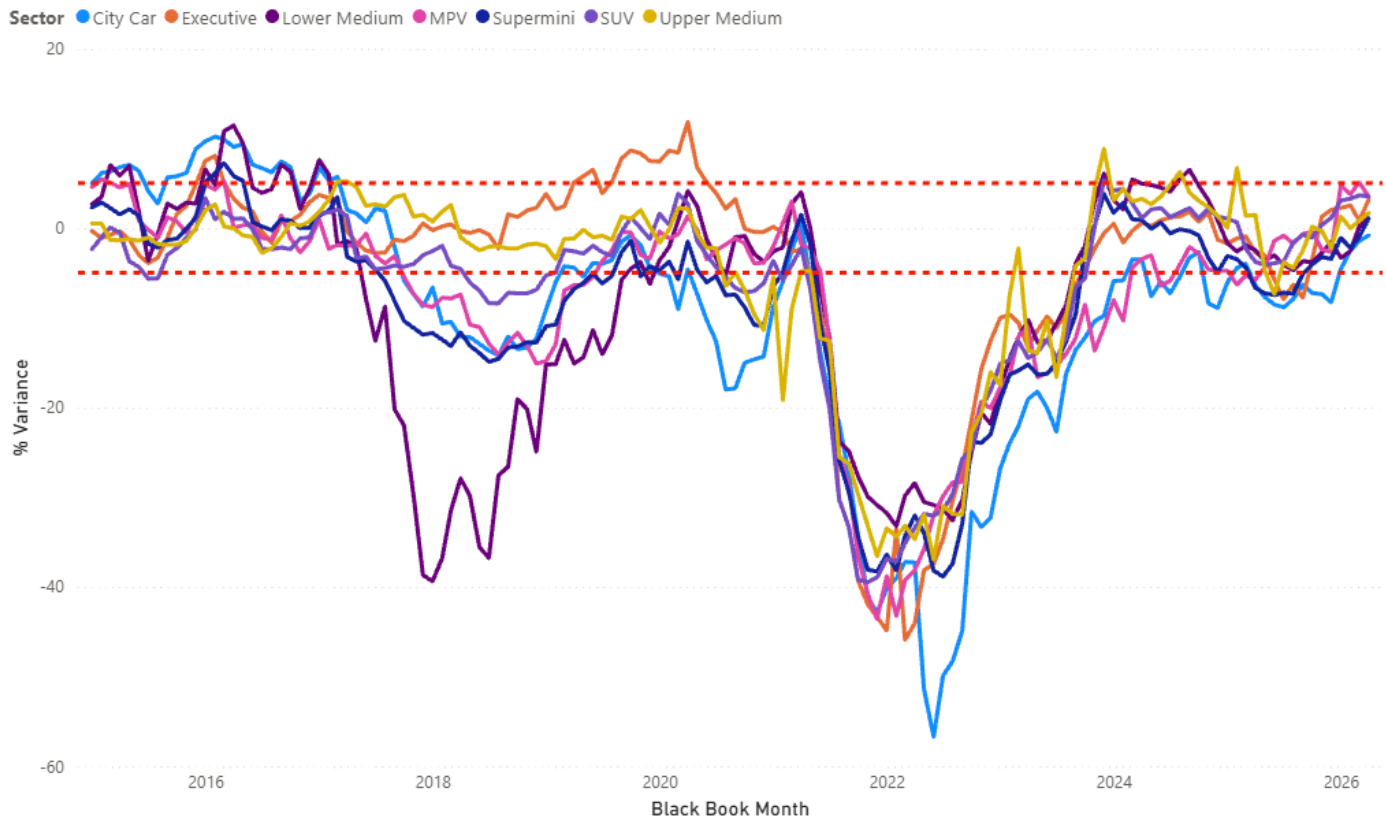
Car future editorial

By cap hpi

Fuel type results:



Sector results



Car future editorial

By cap hpi

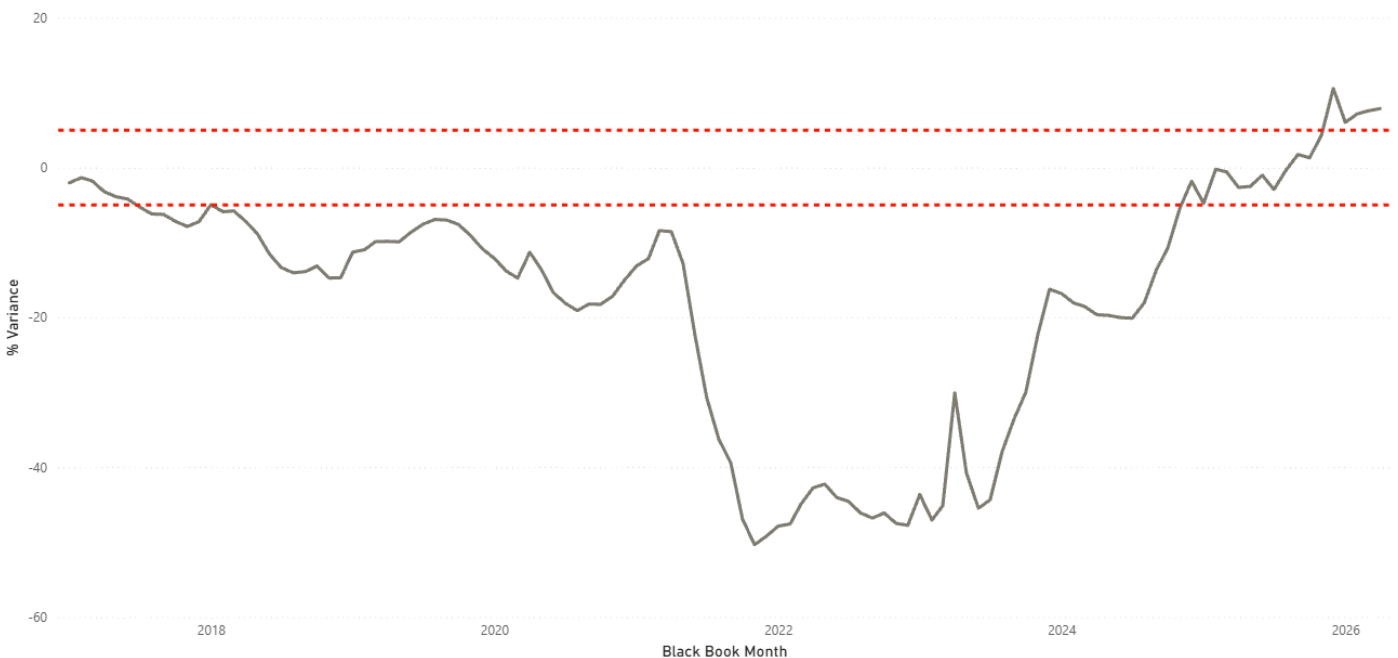
The most recent results for the main sectors are as follows:

April 2026	Average of Diff (%)
City Car	-0.8%
Executive	+3.2%
Lower Medium	+1.1%
MPV	+3.5%
Supermini	+1.1%
SUV	+3.5%
Upper Medium	+1.7%
Grand Total	+2.5%

36-month results

Since measurement started our 36-month forecasts have averaged -17.4% less than used values across all vehicle ids (with the average skewed by the record-breaking used value increases in 2021). The most recent results show April 2023 36/60 forecasts just outside target at +7.9% more than April 2026 36/60 used values. The overall position is influenced by the results for electric vehicles following cumulative used value reductions of over 70% within a three year period – forecasts for petrol and diesel cars have been on target since the end of 2025. Used value increases peaked at around +40% early in 2022 and it has taken some time for the historic three-year forecasts to track closer to current used values. The apparent spike in April 2023 is a reporting error which we are unable to correct retrospectively.

Overall results:

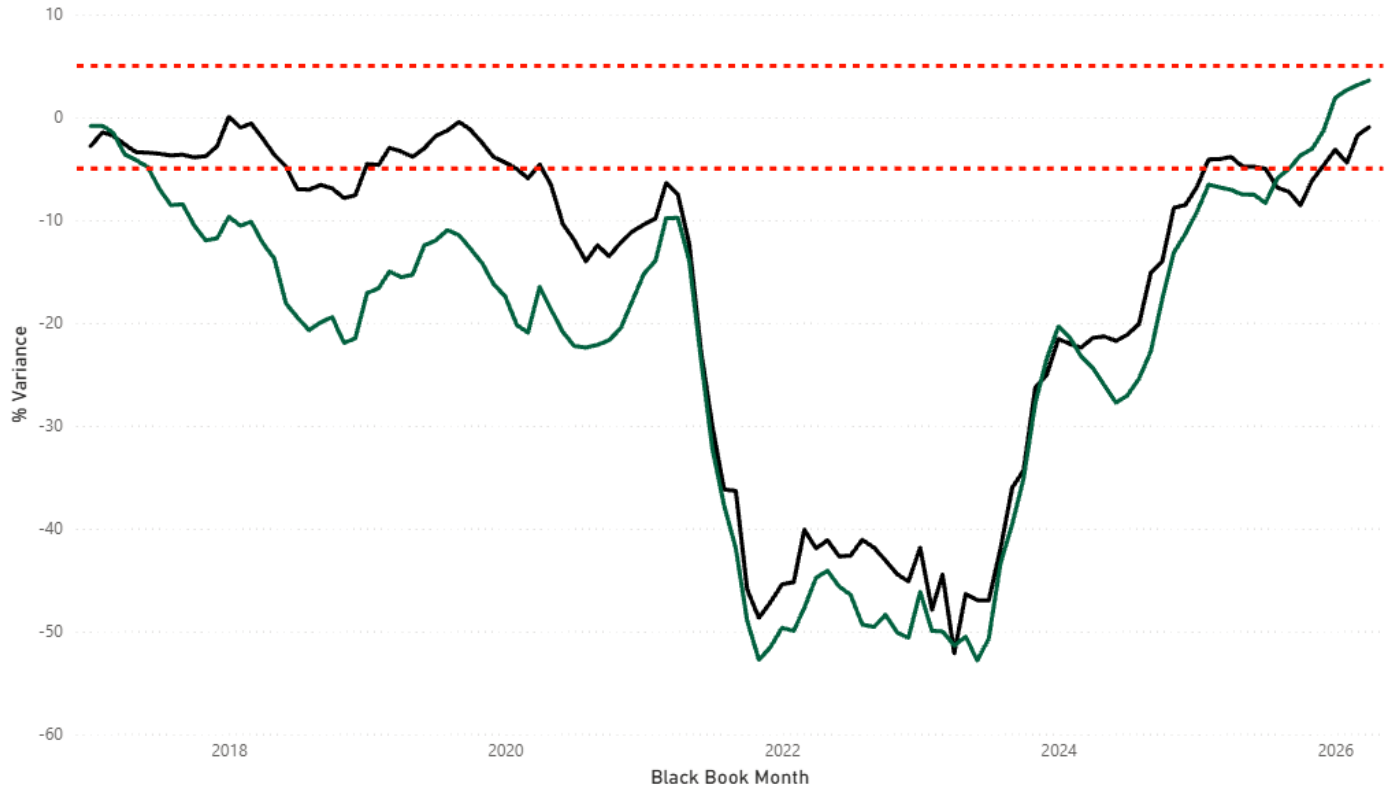


Car future editorial

By cap hpi

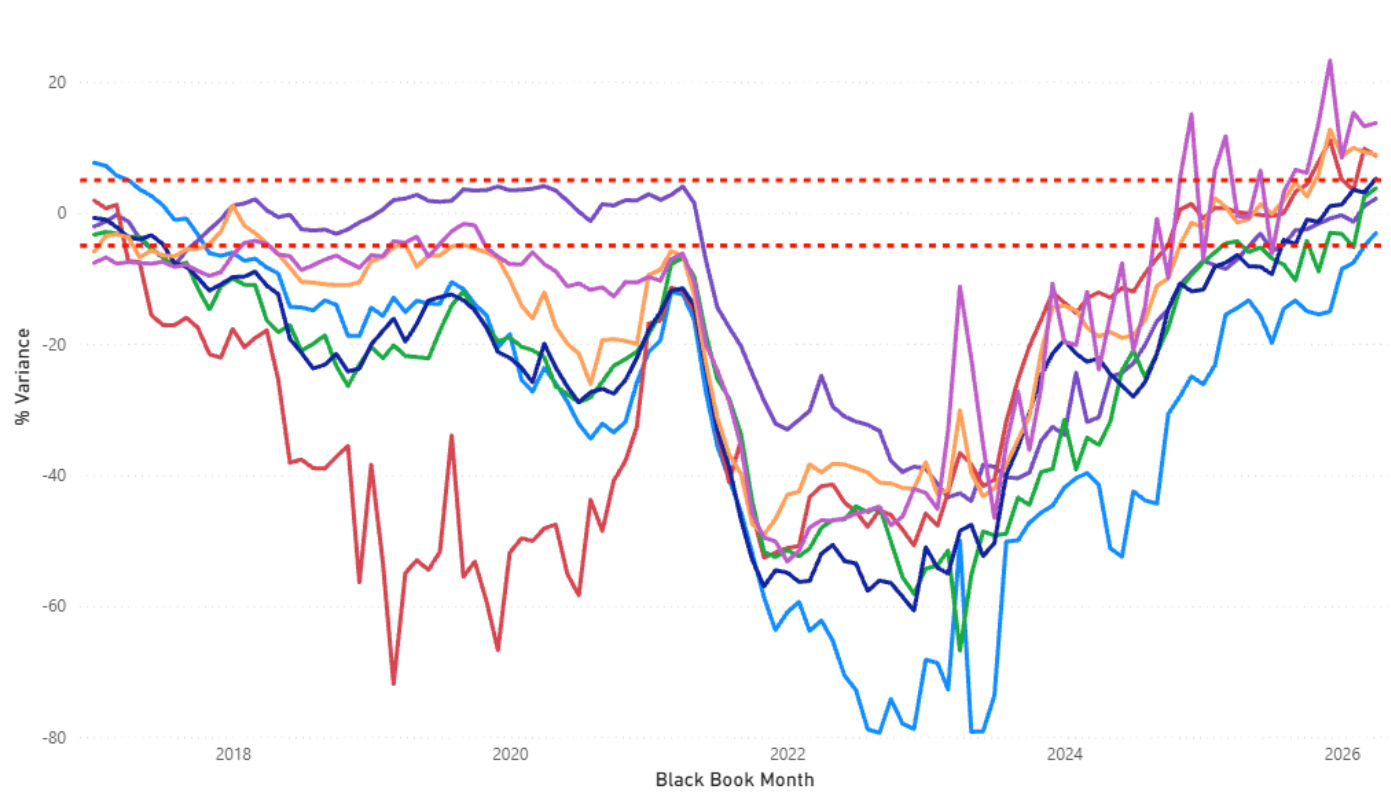
Fuel type results:

Fuel Type ● Diesel ● Petrol



Sector results

Sector ● City Car ● Executive ● Lower Medium ● MPV ● Supermini ● SUV ● Upper Medium



Car future editorial

By cap hpi

The most recent results for the main sectors are as follows:

April 2026	Average of Diff (%)
City Car	-3.1%
Executive	+2.2%
Lower Medium	+8.7%
MPV	+3.8%
Supermini	+5.2%
SUV	+8.9%
Upper Medium	+13.7%
Grand Total	+7.9%

4. Forecast methodology and products

Overview and gold book iQ

Our values take current month used values as a starting point (uplifted for model changes where necessary), are moved forward according to age/sector/fuel specific year on year deflation assumptions regarding future used car price movements and are then subjected to additional adjustments by the Editorial Team. Finally, the values are moved forward by the next month's seasonality adjustments which are differentiated by sector and fuel type and are based on analysis of historical used value movements. All these assumptions and adjustments are available for scrutiny to our customers through our gold book iQ product: complete transparency in automotive forecasting. Changes may be actioned wherever there is reason to do so outside of the sector reforecast process and we continue our monthly Interproduct analysis with our used value colleagues exactly as before.

Short term forecast (0-12 months)

Our short-term forecast product, (covering 0-12 months) was launched in 2014. This is a live, researched product with a dedicated editor and filled a gap in our historical forecast coverage.

Forecast daily feed

In December 2017 we introduced a daily feed of forecasts for new models launched onto the market, so that customers do not have to wait until the next month to receive these forecasts.

Forecast output

Individual forecasts are provided in pounds and percentage of list price for periods of twelve to sixty months with mileage calculations up to 200,000. Each forecast is shown in grid format with specific time and mileage bands highlighted for ease of use.

All forecast values include VAT and relate to a cap hpi clean condition and in a desirable colour. Values are for a "naked" vehicle and do not reflect any added option content.

Parallel imports

Particular care must be taken when valuing parallel imports. Vehicles are often described as full UK specification when the reality is somewhat different. These vehicles should be inspected to ensure that the vehicle specification is correct for the UK. Parallel imports that are full UK specification and first registered in the UK can be valued the same as a UK-sourced vehicle.

Car future editorial

By cap hpi

Grey imports

cap hpi gold book does not include valuations for any grey import vehicles, (i.e., those not available on an official UK price list)

5. Reforecast calendar 2026/27

The table below shows our future schedule of sector reforecasts:

Monthly Product	Sector 1	Sector 2	Sector 3	Sector 4
Jun-26	Upper Medium	Executive	Large Executive	Luxury Executive
Jul-26	Lower Medium	MPV		
Aug-26	SUV			
Sep-26	Convertible	Sports	Supercar	
Oct-26	City Car	Supermini		
Nov-26	Upper Medium	Executive	Large Executive	Luxury Executive
Dec-26	Lower Medium	MPV		
Jan-27	Convertible	Sports	Supercar	
Feb-27	SUV			
Mar-27	City Car	Supermini		
Apr-27	Upper Medium	Executive	Large Executive	Luxury Executive
May-27	Lower Medium	MPV		